



- **PID controller with 'one shot' auto-tune**
  - single loop, heat/cool and ramp/soak as standard
- **Quick code, front face or PC configuration**
  - easy commissioning and operation using our Windows™-based software
- **Universal process input with transmitter power supply**
  - direct connection for any process signal
- **Hoseproof front panel and full noise immunity**
  - reliability in the harshest environments
- **RS485/Modbus serial communications**
  - SCADA, PLC and open systems integration



**C100 –  
the easy-to use 1/8 DIN controller  
with extensive capabilities**

## C100

The C100 Universal Process controller is a highly versatile, **single loop controller** designed to be exceptionally easy to operate and set up.

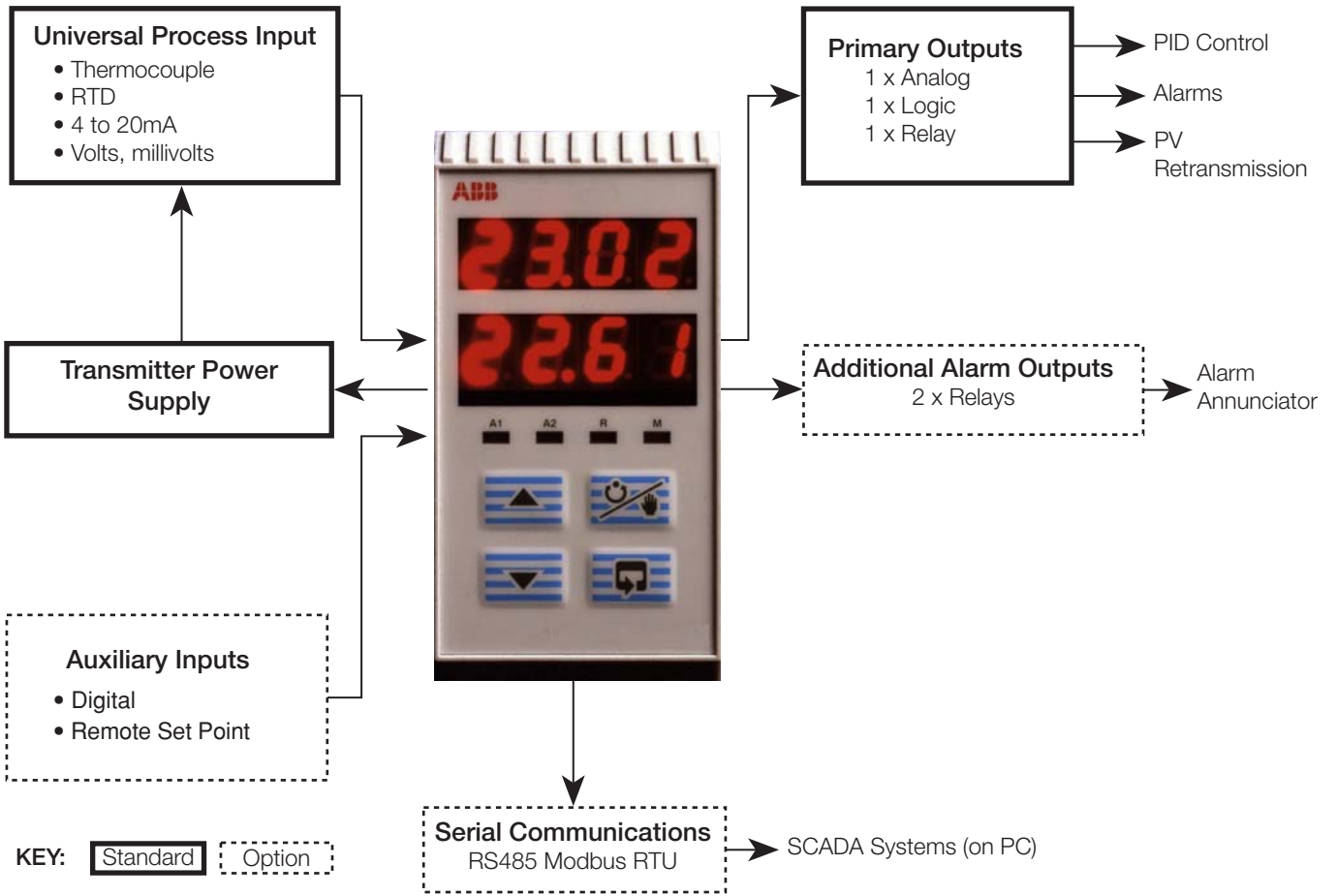
Universal input and **integral transmitter power supply** ensure that the C100 has the capabilities to measure a wide range of process signals such as temperature, pressure, flow and level.

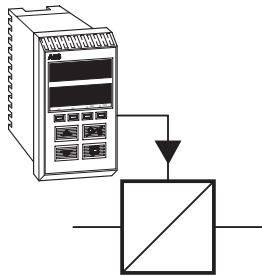
**Analog, logic and relay control outputs** are all fitted as standard, with the option to add further i/o capabilities such as additional relays, remote set point and digital input, to suit your application.

The **configuration** of the C100 is simply achieved by moving the security switch and entering a simple code from the front panel keys. No passwords, no input links, no complications.

With **hoseproof front panel protection** and superior RF immunity as standard the C100 has been designed to control reliably in the harshest of today's industrial environments.



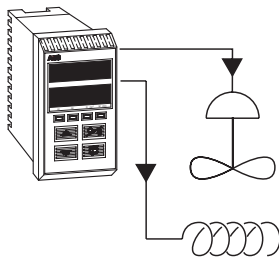




### PID Control

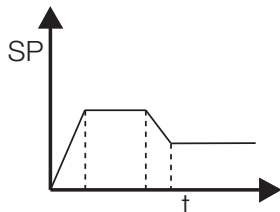
Simple PID control is available using any of the unit's three built-in outputs.

- 4 to 20mA analog
- Logic 18V time proportioning (to drive solid state relays)
- 5A relay for Time proportioning or On/Off control



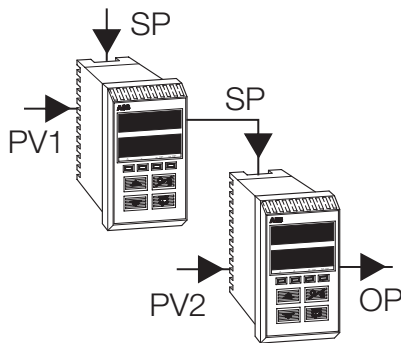
### Heat/Cool

Heat/Cool control strategies may be implemented on the standard C100, using a combination of the analog, logic and relay outputs.



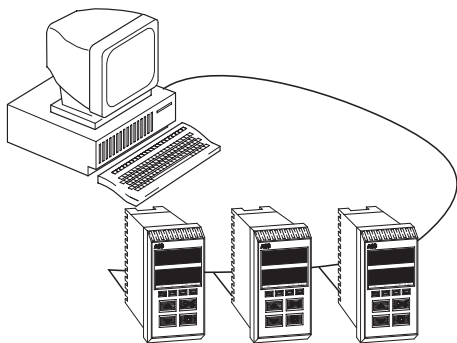
### Ramp/Soak Set Point Profiles

The ramp/soak facility available on every C100 provides for a single program, four-segment profile. This facility also includes guaranteed ramp/soak, repeat program, skip and reset.



### Master/Slave and Cascade

Two or more C100s can be used in master/slave, or cascade, configuration with the addition of the remote set point option to the basic unit.



### RS485/Modbus

Fitted with an optional RS485 serial communication board, the C100 can communicate with PLCs and SCADA systems using

## Specification

### Summary

P, PI, PID single loop controller  
Autotune facility  
Fully user configurable  
Hoseproof front face

## Operation

### Display

High-intensity 7-segment, 2 x 4-digit LED display  
Display range        -999 to +9999  
Display resolution   ±1 digit  
Display height        10mm (0.39 in.)

### Configuration

User defined via front panel or PC Configurator

## Standard Functions

### Control types

Programmable for manual, on/off, time proportioning, current proportioning and heat/cool control.

### Set points

Local  
Remote  
4 selectable fixed value  
Ramping set point

### Profile controller

Number                4 ramp/soak segments  
Features              Guaranteed ramp/soak, self seeking set point, program repeat  
Controls               Run, hold and stop from front panel switches  
                             Run/hold or run/stop from digital input

### Alarms

Number                Two user-defined  
Type                    High/low process  
                             High/low deviation



## ...Specification

### Analog Inputs

#### Number

- One as standard
- One optional (4 to 20mA remote set point input)

#### Input sampling rate

250ms per channel

#### Type

Universally configurable to provide (Channel 1 only):

- Thermocouple (THC)
- Resistance Thermometer (RTD)
- Millivolt
- Current
- DC voltage

#### Input impedance

- |       |       |
|-------|-------|
| mA    | 100Ω  |
| mV, V | >10MΩ |

#### Linearizer functions

- Programmable for standard inputs:  
SqRoot, THC types B, E, J, K, N, R, S, T or Pt100

#### Broken sensor protection

- Upscale drive on THC and RTD
- Downscale drive on milliamps and voltage

#### Cold junction compensation

- Automatic CJC incorporated as standard
- Stability <0.05°C/°C change in ambient temperature

#### Input protection

- |                       |                                       |
|-----------------------|---------------------------------------|
| Common mode isolation | >120dB at 50/60Hz with 300Ω imbalance |
| Series mode rejection | >60dB 50/60Hz                         |

#### Transmitter power supply

- 24V, 30mA max. powers one 2-wire transmitter





## ...Specification

### Outputs

#### Control output/retransmission

Analogue, configurable in the range of 4 to 20mA	
Max. load	15V (750Ω at 20mA)
Accuracy	≤0.25% of span
Dielectric	500V DC from I/P (not isolated from logic O/P)

#### Logic output

18V DC	at 20mA
Min. load	400Ω
Dielectric	500V DC from I/P (not isolated from control O/P)

#### Relay output

One relay as standard (SPDT) (5A @ 115/230V AC)

### Options

One option board can be installed from:

Type 1	One relay
Type 2	Two relays + one digital input + remote set point
Type 3	One relay + one digital input + remote set point + Modbus serial communications

#### Relay output

SPDT	5A @ 115/230V AC
------	------------------

#### Digital input

Type	Volt-free
Minimum pulse	250ms (not isolated from remote set point)

#### Modbus serial communications

Connections	RS422/485, 2 or 4-wire
Speed	2.4k or 9.6k baud rate
Protocol	Modbus RTU slave

#### Remote Set Point Input

4 to 20 mA DC, 100Ω nominal input impedance  
Preset to process variable engineering units  
(not isolated from digital inputs)

### Physical

#### Size

48 wide x 96 high x 125mm  
(1.89 in. wide x 3.78 in. high x 4.92 in.)

#### Weight

250g (0.5lb) approximate

### Electrical

#### Voltage

85 to 265V AC (50/60Hz)  
24V DC

#### Power consumption

< 6VA

### Environmental

#### Operating limits

0 to 55°C (32 to 131°F)  
5 to 95%RH non-condensing

#### Temperature stability

< 0.02% of reading or 2μV/°C (1μV/°F)

#### Front face

IP65 (NEMA3), case rear IP20

### EMC

#### Emissions and Immunity

Meets requirements of IEC 61326 for an Industrial Environment

#### Design and manufacturing standards

CE Mark

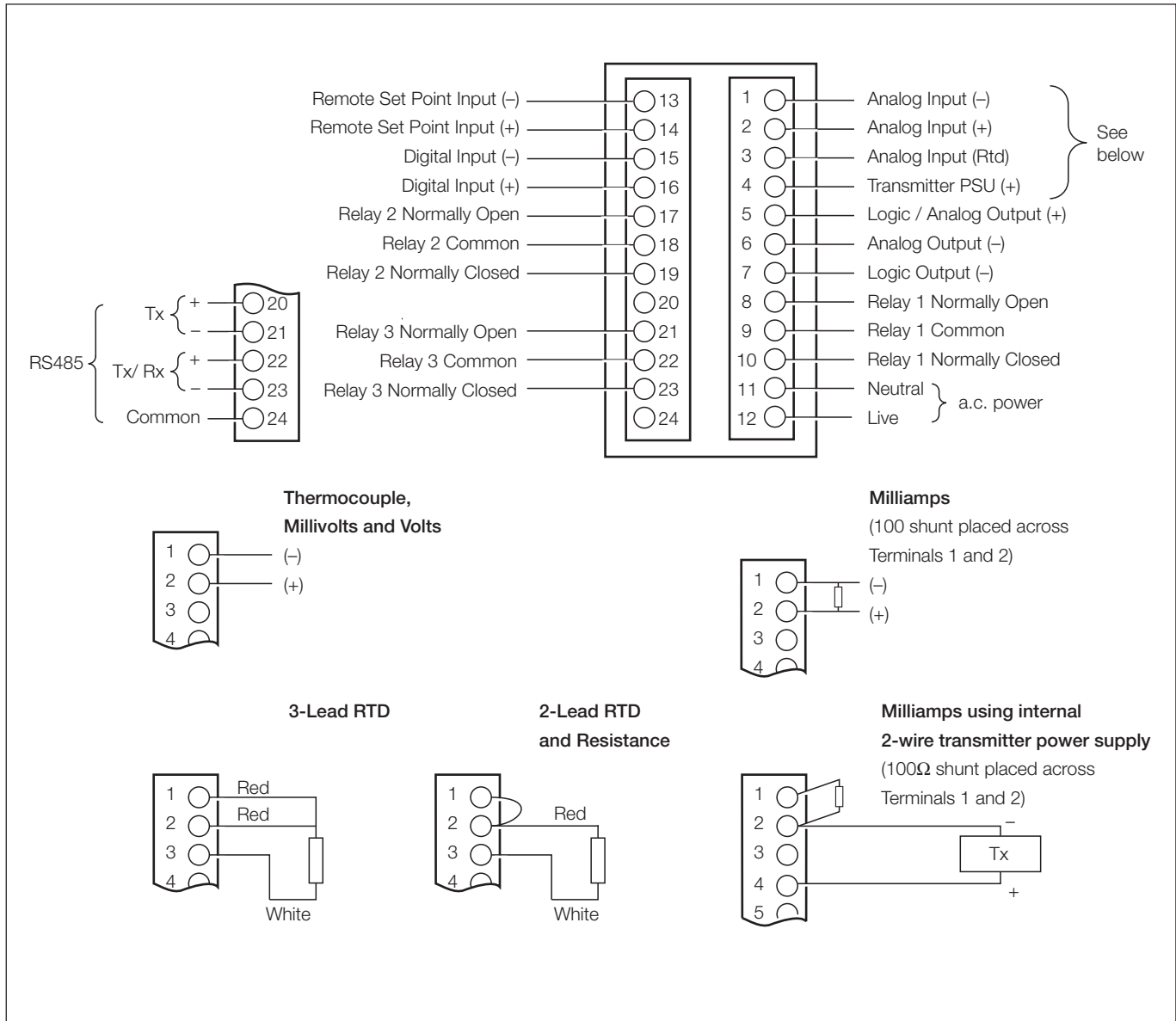
#### Safety standards

EN61010 – 1  
C22.2 No. 1010  
UL 310 – 1  
FM 3810

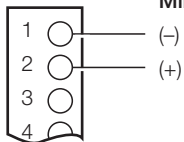




## Electrical Connections

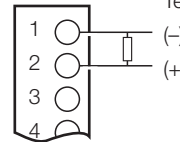


### Thermocouple, Millivolts and Volts

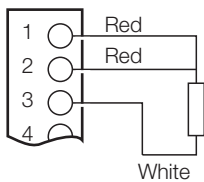


### Milliamps

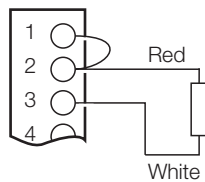
(100 shunt placed across Terminals 1 and 2)



### 3-Lead RTD

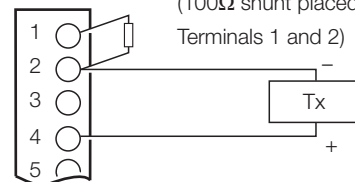


### 2-Lead RTD and Resistance



### Milliamps using internal 2-wire transmitter power supply

(100Ω shunt placed across Terminals 1 and 2)



### Ordering Guide

C100 1/8 DIN Process Controller		C100/	X	X	X	X	/	X	X	X	X		
<b>Option Board</b>	- None		0	0									
	- One additional relay		0	1									
	- Two additional relays + one digital input + remote set point 4 to 20mA		0	2									
	- One additional relay + one digital input + remote set point + RS485/Modbus		0	3									
<b>Power Supply</b>	85V to 265V AC						0						
	24V DC						1						
<b>Build</b>	Company Standard										0		
	CSA approval										1		
	UL approval										2		
	FM approval										4		
<b>Progammng/Special Features</b>	Configured to factory standard										S	T	D
	Configured to customer requirements										C	U	S
	Special features										S	P	X

### Instrument Coding Example



ABB has Sales & Customer Support  
expertise in over 100 countries worldwide

The Company's policy is one of continuous product  
improvement and the right is reserved to modify the  
information contained herein without notice.

Printed in UK (05.05)

© ABB 2005

**ABB**

*Distributed by*



PO Box 1 • Ilkley • West Yorkshire • LS29 8EU  
Phone: 01943 602001 • Fax: 01943 816796  
Website: [www.issltd.co.uk](http://www.issltd.co.uk) • Email: [sales@issltd.co.uk](mailto:sales@issltd.co.uk)

**Instrumentation**  
**Systems & Services Ltd**

