

- **Boundless motorized valve controller**
 - no need for slidewire feedback; improves reliability
- **Two sealed 5A control relays**
 - suitable for direct connection to the valve, reducing installation costs
- **Universal process input with integral 2-wire transmitter power supply**
 - direct connection for any process signal
- **Retransmission of process variable**
 - analog output for recorder or datalogger
- **IP65/NEMA3 front face**
 - ideal for use in dusty/wet environments
- **Quick code or PC configuration**
 - simple to use Windows™-based PC configuration package
- **RS485/Modbus serial communication**
 - SCADA, PLC or open system integration



V100
– dedicated 1/8 DIN controller
for motorized valves



V100

The V100 Valve Position controller is a dedicated, single loop controller designed for direct control of motorized valves.

Universal input and integral transmitter power supply ensure that the V100 has the capabilities to measure a wide range of process signals such as temperature, pressure, flow and level.

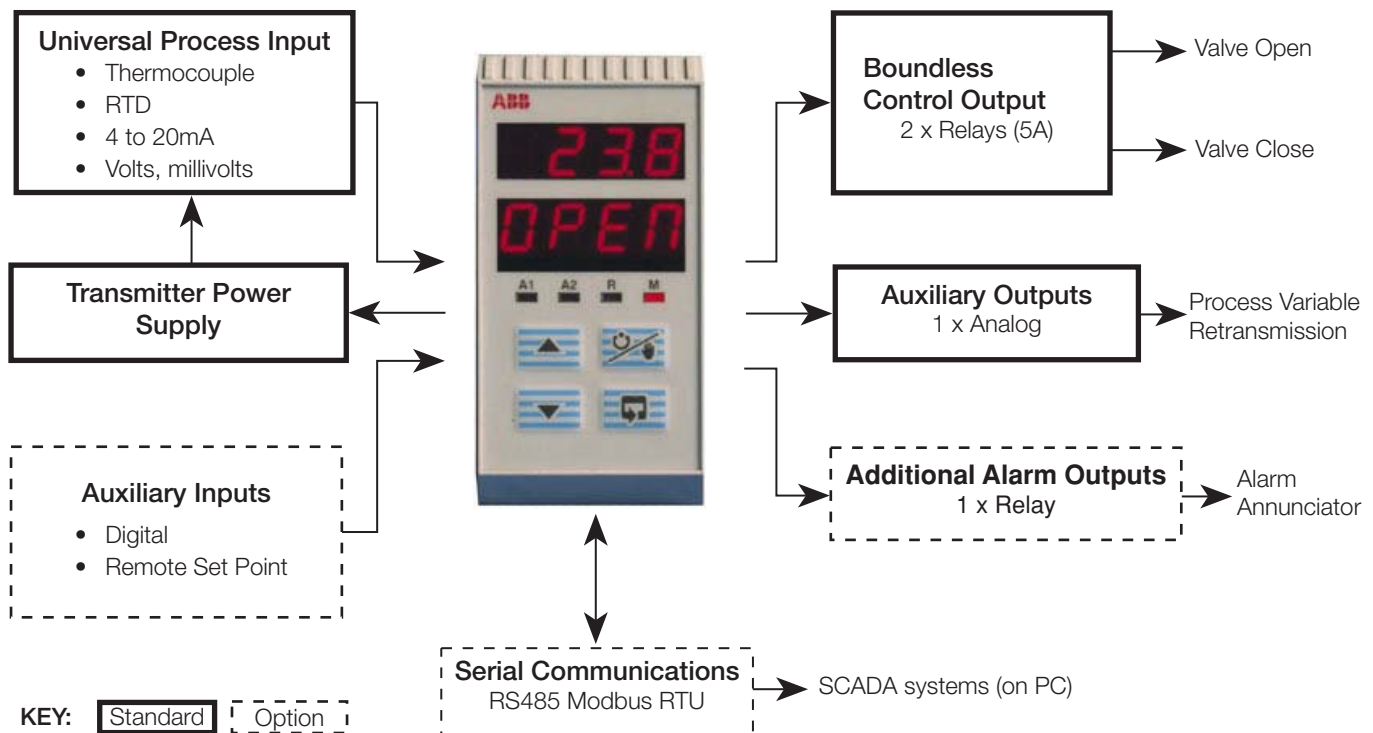
Two 5A relays are fitted as standard for either direct control of the positioner or via intermediate relays plus retransmission of the process variable for connection to a recorder or datalogger. Further I/O capabilities can be added, such as an alarm relay, remote set point and digital input, to suit the application.

The configuration of the V100 is achieved by moving the security switch and entering a simple code from the front panel keys or via our PC configuration package. No passwords, no input links, no complications.

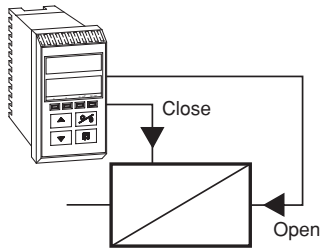
With IP65/NEMA3 front panel protection and superior RF immunity as standard the V100 has been designed to control reliably in the harshest of today's industrial environments.



Process Connections

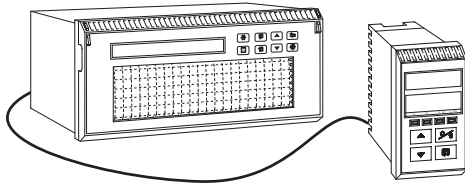


Applications



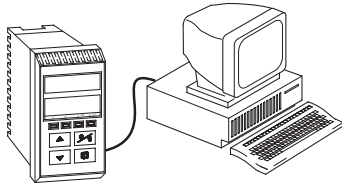
PID Control

Boundless control of an electrically-positioned valve with a travel time between 10 to 5000s using the in-built 5A relays. The V100 gives pulsed outputs to the valve which are based on the difference in Process Variable and Set Point. The V100 signals the direction and time of travel to the valve. The controller does not require information on the absolute regulator position but uses the PV inputs as its feedback. The di band setting prevent the valve from hunting.



Retransmission

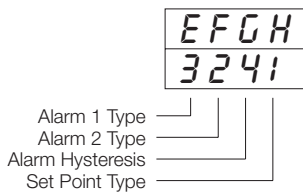
As standard, the V100 has a 4 to 20mA retransmission of the process variable for connection to a chart recorder, datalogger or PLC.



PC Configuration

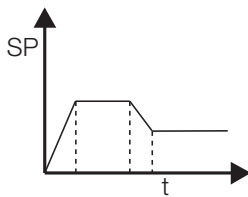
To make configuration of the V100 quicker and simpler a WINDOWS-based configuration software is available. The V100 is supplied with an in-built PC configurator port as standard.

Configurators can be saved and downloaded to other instruments and a printout generated.



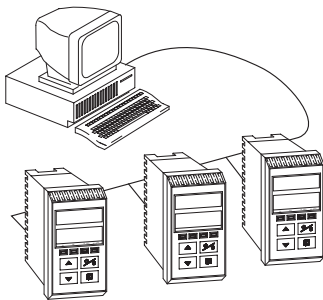
Quick Code Setting

A simple 4-digit code enables all standard parameters to be set from the front face.



Ramp/Soak Set Point Profiles

The ramp/soak facility available on every V100 provides for a single program, four-segment profile. This facility also includes guaranteed ramp/soak, repeat program, skip and reset.



RS485/Modbus

Fitted with an optional RS485 serial communication board, the V100 can communicate with PLCs and SCADA systems using the Modbus protocol.



Specification

Summary

PI, PID single loop, valve position controller
Fully user configurable
Hoseproof front face
PC configuration

Operation

Display

High-intensity 7-segment, 2 x 4-digit LED display
Display range -999 to +9999
Display resolution ± 1 digit
Display height 10mm (0.39 in.)

Configuration

User-defined via front panel or via PC configurator

Control Functions

Control types

P-I or P-I+D Boundless

Valve travel time

10 to 5000s

Adjustable deadband (engineering units)

-999 to +9999

Control terms

P = 0.1 to 999.9%

I = 1 to 7200s

D = 0.1 to 999.9s

Set points strategies

Local
Remote
4 selectable fixed value
Ramping set point

Profile controller

Number 4 ramp/soak segments
Features Guaranteed ramp/soak, self-seeking set point, program repeat
Controls Run, Hold and Stop from front panel switches
Run/Hold or Run/Stop from digital input

Alarms

Number Two user-defined
Type High/Low process
High/Low deviation

Standard Build

Relay output

Two relays with arc suppression components included as standard (SPDT) – 5A @ 115/230V AC

Logic output

18V DC at 20mA
Min. load 400 Ω

PV retransmission

Analog, configurable in the range of 4 to 20mA
Max. load 15V (750 Ω at 20mA)
Accuracy $\leq 0.25\%$ of span

Analog Inputs

Number

One standard process variable
One optional remote set point input

Input sampling rate

250ms per channel

Type

Universally configurable
Channel 1 Thermocouple (THC)
Resistance Thermometer (RTD)
Millivolt
Current
DC voltage
Channel 2 4 to 20mA

Input impedance

mA 100 Ω
mV, V >10M Ω

Linearizer functions

Programmable for standard inputs:
Square Root, THC types B, E, J, K, N, R, S, T or Pt100

Broken sensor protection

Upscale drive on THC and RTD
Downscale drive on milliamps and voltage

Cold junction compensation

Automatic CJC incorporated as standard
Stability <0.05 $^{\circ}$ C/ $^{\circ}$ C change in ambient temperature

Input protection

Common mode isolation >120dB at 50/60Hz with 300 Ω imbalance
Series mode rejection >60dB 50/60Hz

Transmitter power supply

24V, 30mA max. powers one 2-wire transmitter

Optional I/O specification

Relay output

SPDT 5A @ 115/230V AC

Digital input

Type Volt-free
Minimum pulse 250ms

Modbus serial communications

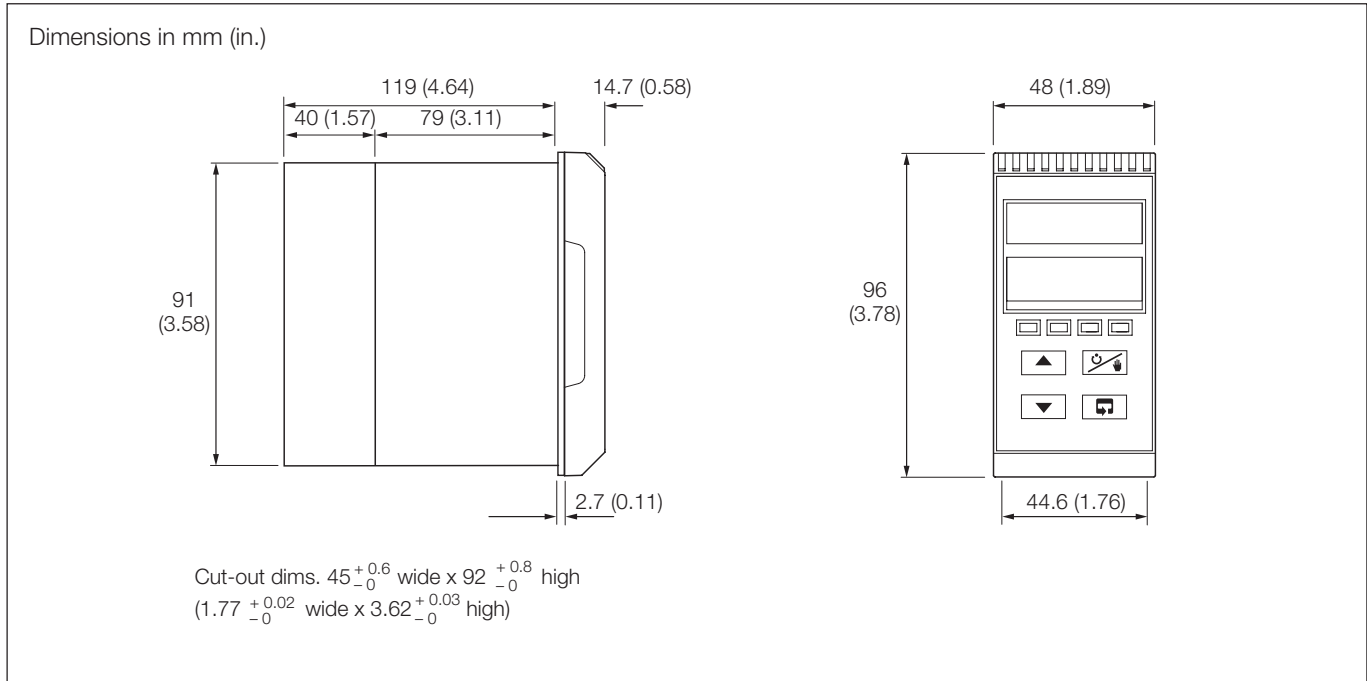
Connections RS422/485, 2 or 4-wire
Speed 2.4k or 9.6k baud rate
Protocol Modbus RTU slave

Remote Set Point Input

4 to 20mA DC, 100 Ω nominal input impedance
Preset to process variable engineering units



Overall Dimensions



Electrical Connections



Ordering Information

V100 1/8 DIN Motorized Valve Controller	V100 /	X X	X	X /	X X X X
Options					
Standard *		0 1			
1 additional alarm relay + 1 digital input + remote set point 4 to 20mA		0 2			
1 digital input + remote set point+ RS485/Modbus		0 3			
Power Supply					
85V to 265V AC			0		
24V DC			1		
Build					
ABB Standard				0	
Programming/Special Features					
Configured to factory standard					S T D
Configured to customer requirements					C U S
Special features					S P X X

* As standard the V100 is fitted with 2 relays (open/close), 4 to 20mA retransmission, universal input and transmitter power supply.

Accessories

PC Configuration Kit (part no. C100/0700)

Licensing, Trademarks and Copyrights

Modbus™ is a trademark of Modicon, Inc.

Windows™ is a trademark of the Microsoft Corp.



ABB has Sales & Customer Support
expertise in over 100 countries worldwide

The Company's policy is one of continuous product
improvement and the right is reserved to modify the
information contained herein without notice.

Printed in UK (05.05)

© ABB 2005

ABB

Distributed by



PO Box 1 • Ilkley • West Yorkshire • LS29 8EU
Phone: 01943 602001 • Fax: 01943 816796
Website: www.issltd.co.uk • Email: sales@issltd.co.uk

instrumentation
Systems & Services Ltd

